

Scaled data based on original data using  
LM-79-08 Approved Method: Electrical and Photometric Measurements of Solid-  
State Lighting Products

Test Report Prepared for  
Cooper Lighting Solutions  
(formerly Eaton)

Brand: McGRAW-EDISON

Report Number: P200315

Luminaire Tested: **GWC-AF-01-LED-E1-SLL-7050-600**

Issue Date: 3/3/2020

**Test Information**

Test Method: LM-79-08  
Report Number: P200315  
TEST IS SCALED FROM IESNA LM-79-08 TEST DATA (P24296)  
Test Lab: INNOVATION CENTER P2  
Issue Date: 3/3/2020  
Manufacturer: COOPER LIGHTING SOLUTIONS (FORMERLY EATON)  
Product Line: MCGRAW-EDISON  
Catalog Number: GWC-AF-01-LED-E1-SLL-7050-600  
Description: GALLEON WALL LUMINAIRE  
(1) 70 CRI, 5000K, 615mA LIGHTSQUARE WITH 16 LEDS EACH AND SPILL LIGHT ELIMINATOR LEFT OPTICS  
Light Source: -  
Ballast/Driver: ELECTRONIC DRIVER

**Summary**

Lumens per Lamp: N/A  
Luminaire Lumens: 3681 lumens  
Efficiency: N/A  
Efficacy: 108.3 lumens/watt  
Luminous Opening: Rectangular (W 0.5' x L: 0.5' x H: 0')  
IES Classification: Type IV - Short - Non-Cutoff  
BUG Rating: B1 - U0 - G1

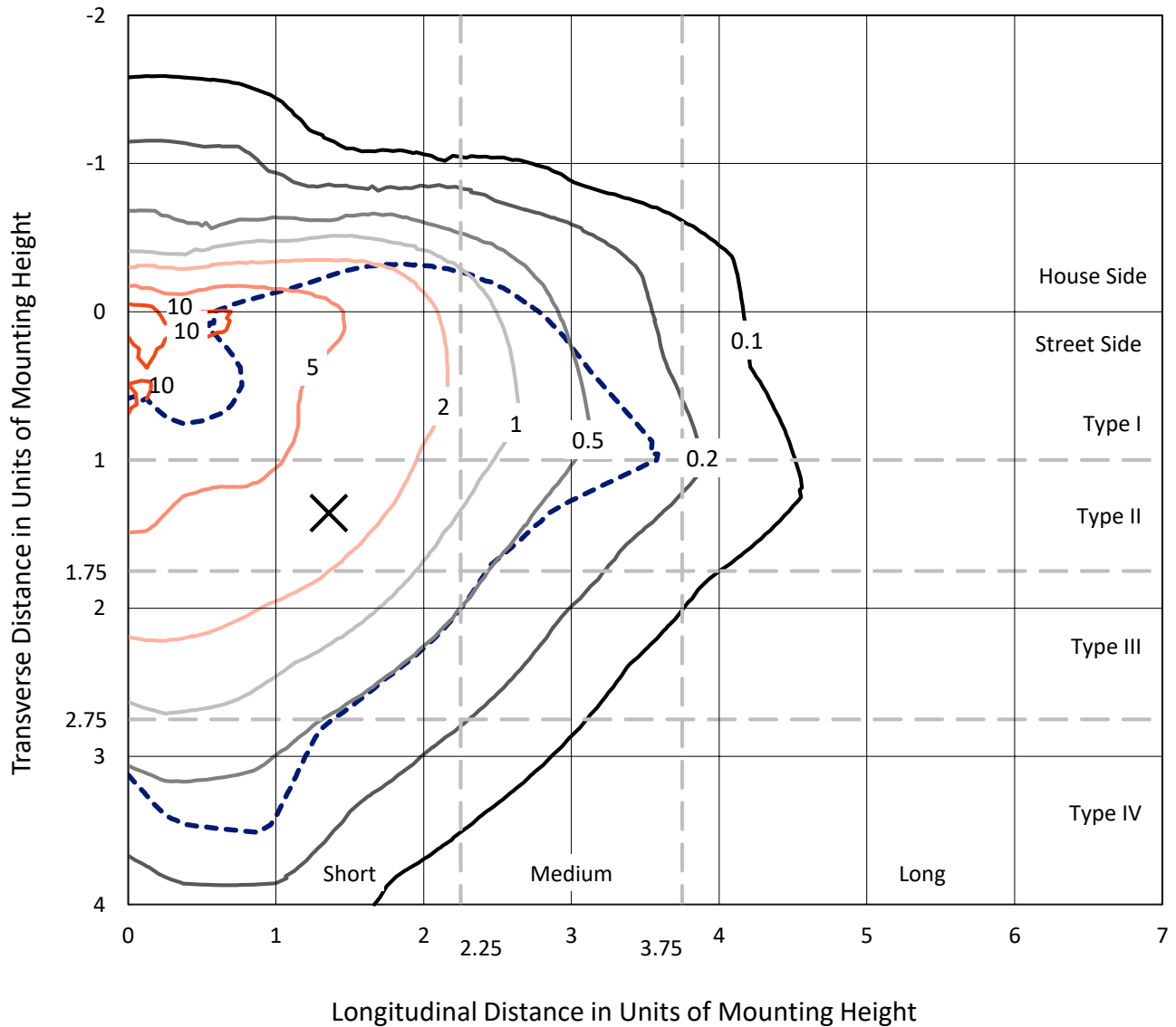
Input Watts (W): 34  
Input Voltage (V): NR  
Input Current (A<sub>in</sub>): NR  
Voltage Rise (V): NR  
Power Factor: NR  
Total Harmonic Distortion (THDi): NR  
Frequency (hertz): 60  
Stabilization Time: NR  
Operation Time: NR  
Ambient Temperature (°C): NR  
Test Distance: 25 FT



REPORT NUMBER: P200315  
 CATALOG NUMBER: GWC-AF-01-LED-E1-SLL-7050-600

### Iso-Footcandle Lines of Horizontal Illumination

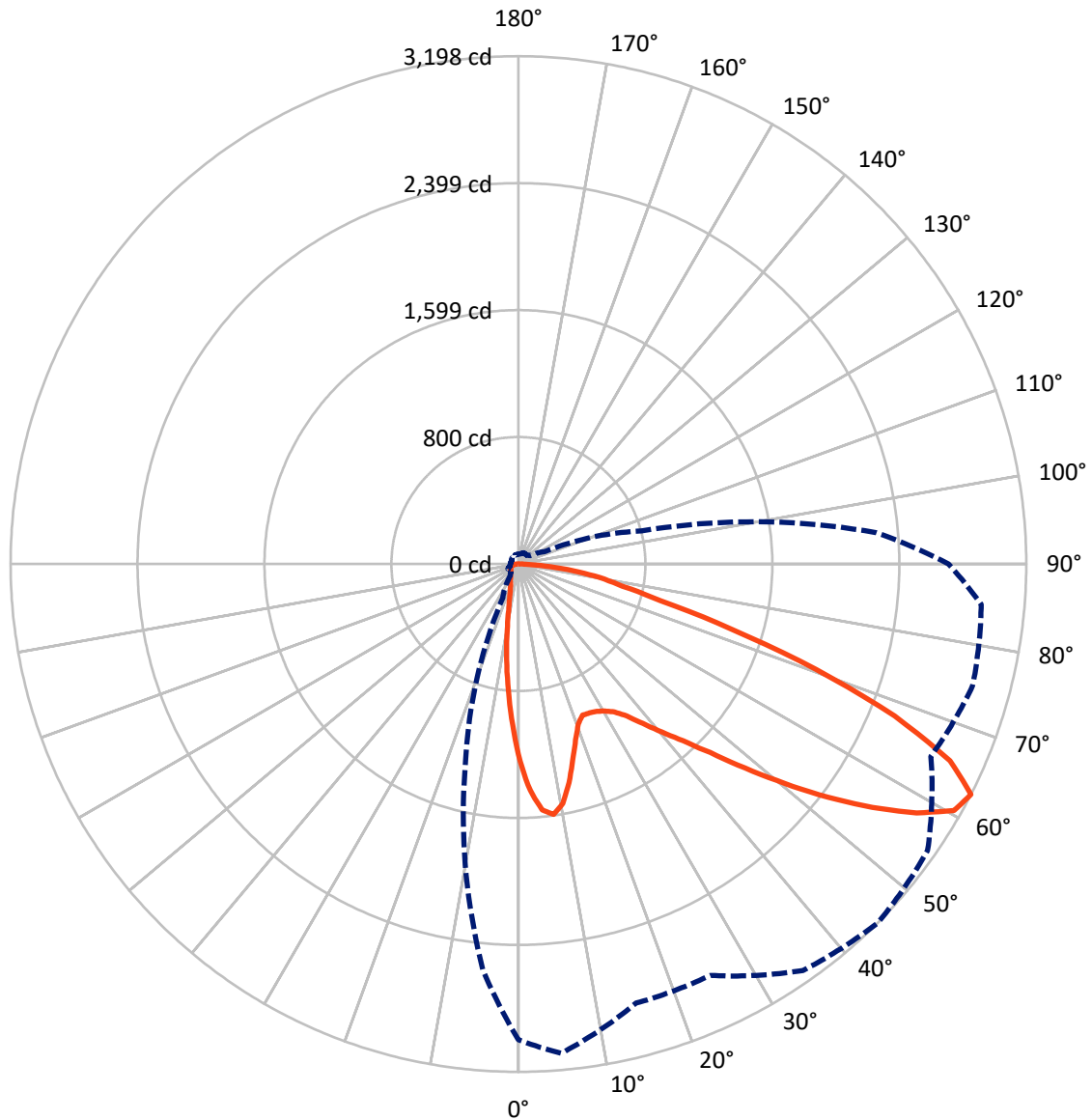
✕ Max cd  
 - - - 1/2 Max cd



Based on 10 foot mounting height. Maximum calculated value = 14.6 fc  
 Type IV - Short - Non-Cutoff

REPORT NUMBER: P200315  
CATALOG NUMBER: GWC-AF-01-LED-E1-SLL-7050-600

### Luminous Intensity Polar Plot



— Vertical Plane Through 45-Deg Lateral    - - - Horizontal Cone Through 62.5-Deg Vertical

REPORT NUMBER: P200315

CATALOG NUMBER: GWC-AF-01-LED-E1-SLL-7050-600

**FLUX DISTRIBUTION:**

		Downward	Upward	Total
<b>House Side</b>	Lumens	609.2	0.0	609.2
	% Fixture	16.5	0.0	16.5
<b>Street Side</b>	Lumens	3071.8	0.0	3071.8
	% Fixture	83.5	0.0	83.5
<b>Total</b>	Lumens	3681.0	0.0	3681.0
	% Fixture	100.0	0.0	100.0

**ZONAL LUMENS:**

Zone	Lumens	% Fixture
0°-10°	90.5	2.5
10°-20°	166.0	4.5
20°-30°	242.0	6.6
30°-40°	372.8	10.1
40°-50°	548.6	14.9
50°-60°	804.7	21.9
60°-70°	899.6	24.4
70°-80°	440.4	12.0
80°-90°	116.3	3.2
90°-100°	0.0	0.0
100°-110°	0.0	0.0
110°-120°	0.0	0.0
120°-130°	0.0	0.0
130°-140°	0.0	0.0
140°-150°	0.0	0.0
150°-160°	0.0	0.0
160°-170°	0.0	0.0
170°-180°	0.0	0.0
0°-90°	3681.0	100.0
0°-180°	3681.0	100.0

**Coefficient of Utilization**



REPORT NUMBER: P200315

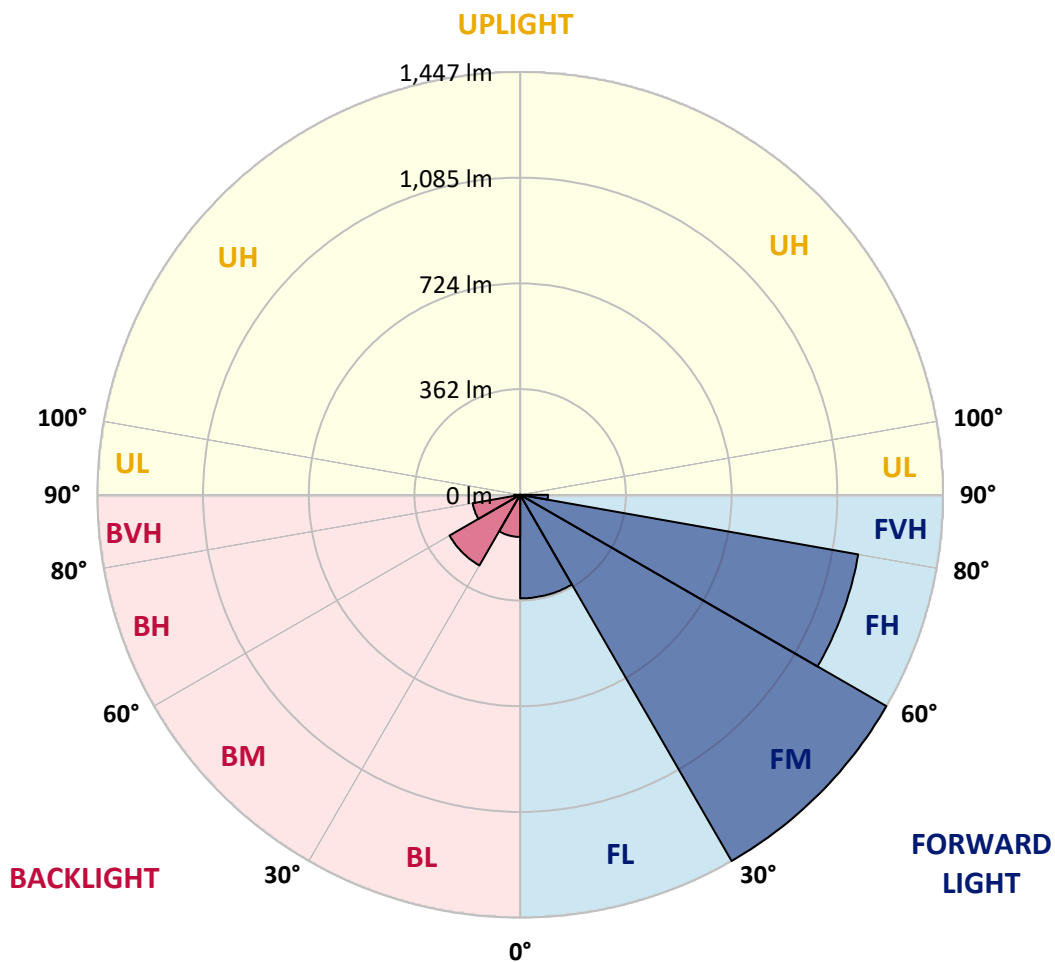
CATALOG NUMBER: GWC-AF-01-LED-E1-SLL-7050-600

**LUMINAIRE CLASSIFICATION SYSTEM LUMEN TABLE AND BUG RATING:**

Zone		Lumens	% Fixture	Zone Rating/Lumen Limit		
				B	U	G
FL	(0°-30°)	354.5	9.6			
FM	(30°-60°)	1447.0	39.3			
FH	(60°-80°)	1174.8	31.9			G1/1800
FVH	(80°-90°)	95.5	2.6			G1/100
BL	(0°-30°)	144.1	3.9	B1/500		
BM	(30°-60°)	279.1	7.6	B1/1000		
BH	(60°-80°)	165.1	4.5	B1/500		G1/500
BVH	(80°-90°)	20.8	0.6			G1/100
UL	(90°-100°)	0.0	0.0		U0/0	
UH	(100°-180°)	0.0	0.0		U0/0	

**BUG Rating: B1-U0-G1**

Type IV Short





REPORT NUMBER: P200315

CATALOG NUMBER: GWC-AF-01-LED-E1-SLL-7050-600

**CANDELA DISTRIBUTION (FULL):**

	0°	5°	15°	25°	35°	45°	55°	65°	75°	85°	90°
0°	1243.6	1243.6	1243.6	1243.6	1243.6	1243.6	1243.6	1243.6	1243.6	1243.6	1243.6
2.5°	1292.2	1312.8	1353.1	1383.3	1419.9	1428.4	1440.1	1428.6	1408.2	1381.0	1372.1
5°	1215.1	1259.2	1357.0	1443.0	1519.4	1555.1	1565.0	1535.6	1476.3	1398.4	1350.9
7.5°	1091.5	1154.2	1286.5	1413.2	1525.9	1592.5	1590.9	1522.7	1413.6	1286.7	1210.5
10°	984.8	1056.5	1208.2	1349.9	1469.5	1534.0	1509.1	1421.9	1291.8	1145.7	1062.9
12.5°	925.1	995.4	1149.3	1291.6	1391.6	1413.8	1394.8	1309.4	1186.8	1039.1	966.6
15°	914.8	991.9	1125.9	1241.6	1297.7	1278.2	1255.6	1217.3	1130.7	1004.7	929.2
17.5°	959.5	1044.5	1152.8	1206.8	1197.3	1163.5	1157.0	1161.3	1140.4	1042.9	955.9
20°	1045.3	1147.3	1216.9	1190.4	1121.0	1074.5	1076.1	1141.0	1202.8	1139.8	1040.5
22.5°	1165.7	1282.1	1309.4	1199.1	1088.8	1033.6	1047.0	1152.2	1302.1	1281.5	1154.6
25°	1321.5	1427.6	1407.9	1230.7	1092.1	1038.7	1049.4	1190.6	1419.5	1423.1	1295.8
27.5°	1472.5	1570.8	1490.7	1272.6	1105.4	1050.6	1064.8	1251.1	1531.6	1576.9	1457.3
30°	1590.3	1658.7	1523.5	1310.8	1131.7	1073.9	1091.5	1308.6	1582.6	1680.7	1581.6
32.5°	1687.8	1737.0	1575.7	1358.2	1180.1	1110.5	1141.5	1378.4	1656.0	1779.5	1703.2
35°	1812.4	1826.4	1640.6	1411.0	1254.8	1174.2	1212.7	1446.8	1726.0	1879.2	1823.0
37.5°	1958.5	1940.5	1702.0	1483.2	1351.3	1274.0	1305.8	1521.9	1783.7	1992.3	1945.4
40°	2103.0	2059.7	1778.9	1595.3	1492.1	1391.6	1429.2	1602.0	1837.5	2105.6	2065.0
42.5°	2225.8	2161.7	1854.7	1718.6	1623.2	1521.3	1566.2	1682.7	1888.9	2202.4	2168.8
45°	2316.7	2237.0	1927.0	1836.9	1803.9	1693.7	1714.9	1775.2	1944.6	2283.1	2254.2
47.5°	2397.8	2312.7	2008.7	1956.3	1962.0	1917.9	1883.7	1882.9	2010.1	2349.1	2334.9
50°	2506.5	2417.7	2096.5	2079.3	2199.1	2169.8	2094.3	2008.5	2093.1	2423.9	2422.3
52.5°	2656.2	2584.0	2203.8	2211.9	2420.5	2439.7	2346.2	2159.5	2223.0	2561.3	2551.6
55°	2833.3	2791.2	2349.9	2364.3	2692.1	2705.8	2612.9	2348.3	2414.0	2760.2	2733.3
57.5°	2971.5	2962.6	2510.1	2547.2	2894.8	2956.7	2871.3	2566.8	2629.3	2927.8	2860.2
60°	3026.5	3069.6	2680.7	2731.7	3082.4	3151.0	3076.1	2758.8	2820.1	2997.2	2851.5
62.5°	2996.8	3093.1	2862.4	2858.2	3124.3	3198.1	3145.5	2865.7	2961.6	2925.6	2707.2
65°	2859.4	3008.7	2967.9	2825.6	2981.0	2987.1	2970.1	2817.9	2995.0	2699.1	2428.4
67.5°	2560.1	2775.0	2829.0	2546.4	2594.5	2555.1	2526.5	2556.5	2821.0	2359.8	2040.9
70°	2085.2	2408.6	2434.5	2036.6	2014.8	1988.3	1931.4	2095.9	2477.6	1934.1	1619.4
72.5°	1533.2	1873.1	1952.7	1493.7	1392.6	1398.0	1353.1	1579.5	2014.4	1436.7	1209.0
75°	1049.0	1356.3	1527.7	1042.3	920.9	923.1	917.5	1119.2	1604.4	999.4	904.7
77.5°	766.3	969.1	1152.2	700.7	680.3	667.8	664.7	783.1	1230.1	725.6	702.6
80°	614.9	715.9	774.0	485.6	522.3	521.3	504.5	538.5	803.3	530.8	525.5
82.5°	426.6	550.2	627.1	380.6	352.5	346.6	350.7	401.1	567.8	362.8	345.0
85°	225.0	365.4	621.0	337.3	209.2	166.9	207.6	328.4	491.9	192.2	168.4
87.5°	28.7	105.6	411.2	134.6	82.6	44.5	98.5	184.9	315.9	39.3	34.2
90°	0.0	0.0	0.0	0.0	0.0	0.0	0.0	0.0	0.0	0.0	0.0



REPORT NUMBER: P200315

CATALOG NUMBER: GWC-AF-01-LED-E1-SLL-7050-600

**CANDELA DISTRIBUTION (continued):**

	95°	105°	115°	125°	135°	145°	155°	165°	175°	180°	185°
0°	1243.6	1243.6	1243.6	1243.6	1243.6	1243.6	1243.6	1243.6	1243.6	1243.6	1243.6
2.5°	1349.3	1322.4	1287.1	1254.6	1220.8	1187.2	1143.3	1115.8	1096.7	1093.1	1085.0
5°	1316.5	1227.0	1159.5	1101.0	1048.0	973.1	931.6	897.2	878.8	877.0	872.5
7.5°	1165.3	1041.9	950.6	867.9	792.8	732.3	665.5	634.4	621.6	624.7	627.7
10°	1008.1	870.1	765.3	680.7	614.5	563.5	509.9	473.7	448.6	443.6	442.5
12.5°	893.2	741.8	640.0	580.3	529.1	481.2	424.3	381.6	349.1	337.9	330.4
15°	844.6	679.1	572.4	508.1	451.6	390.7	337.9	293.2	263.3	253.5	248.1
17.5°	854.9	661.7	525.9	443.6	371.3	307.8	241.2	203.0	184.9	180.3	180.3
20°	909.2	658.4	487.5	384.1	294.0	220.4	165.7	143.9	138.0	137.4	139.0
22.5°	985.2	669.8	458.7	332.5	228.5	160.9	129.1	121.0	118.4	119.0	120.8
25°	1098.6	708.0	437.9	286.5	179.3	131.7	115.1	110.3	109.1	110.7	112.9
27.5°	1232.9	746.3	424.9	251.9	151.4	120.4	109.5	104.4	105.2	107.2	109.3
30°	1350.9	777.6	404.5	227.2	142.7	121.0	109.5	102.6	101.8	102.2	102.8
32.5°	1456.7	798.9	380.6	203.8	123.0	107.4	102.2	101.2	96.7	95.1	95.3
35°	1548.0	798.9	366.3	190.0	110.3	95.3	86.8	81.7	79.5	79.7	82.0
37.5°	1636.0	782.9	359.2	182.3	103.4	90.7	83.2	78.7	75.7	75.1	75.5
40°	1713.7	759.6	351.1	179.1	98.1	87.8	80.7	77.1	73.9	72.8	73.0
42.5°	1776.0	740.8	342.2	174.8	94.9	85.8	79.1	75.9	72.2	71.2	71.0
45°	1843.4	734.5	330.4	166.3	96.5	86.0	78.7	75.3	71.6	70.4	70.0
47.5°	1932.2	754.2	318.3	156.2	100.0	87.0	79.3	75.3	71.4	70.4	70.0
50°	2044.1	800.3	302.9	141.4	96.5	89.8	79.1	74.7	71.4	70.4	69.6
52.5°	2187.8	862.6	282.7	124.4	94.5	96.7	78.7	73.5	70.4	69.0	67.6
55°	2362.4	913.6	258.6	110.5	89.8	94.9	78.1	72.0	68.8	66.8	65.6
57.5°	2490.3	932.0	227.6	101.4	83.4	91.9	77.3	70.2	66.8	65.2	63.5
60°	2465.0	896.4	201.5	95.7	79.5	83.0	76.7	68.6	65.0	63.7	62.3
62.5°	2262.5	803.3	184.7	93.1	77.1	75.7	77.3	67.0	63.3	62.1	61.7
65°	1958.7	665.9	178.1	92.5	75.1	71.4	71.8	65.2	61.5	60.5	60.1
67.5°	1615.8	537.4	172.2	94.5	72.4	68.4	66.4	62.7	59.7	58.7	57.9
70°	1274.2	447.0	169.6	93.3	69.2	65.4	63.1	60.1	57.5	56.5	55.8
72.5°	1026.1	377.6	168.2	92.1	65.0	61.3	59.3	56.7	53.8	53.4	52.8
75°	868.3	296.8	154.0	88.2	60.1	56.5	55.0	52.6	49.8	49.8	49.4
77.5°	669.8	214.7	128.1	78.1	55.0	51.0	49.8	48.0	44.7	45.3	45.1
80°	494.7	140.0	100.2	64.8	48.8	44.9	44.3	42.5	39.1	39.9	39.9
82.5°	338.9	91.9	72.0	53.0	41.7	38.0	38.0	36.2	32.4	32.8	34.0
85°	170.2	63.1	53.8	41.1	32.4	30.6	30.6	29.1	25.3	25.5	27.1
87.5°	51.8	38.0	35.6	29.3	23.3	22.9	21.9	20.8	18.4	18.2	19.2
90°	0.0	0.0	0.0	0.0	0.0	0.0	0.0	0.0	0.0	0.0	0.0





REPORT NUMBER: P200315

CATALOG NUMBER: GWC-AF-01-LED-E1-SLL-7050-600

**CANDELA DISTRIBUTION (continued):**

	195°	205°	215°	225°	235°	245°	255°	265°	270°	275°	285°
0°	1243.6	1243.6	1243.6	1243.6	1243.6	1243.6	1243.6	1243.6	1243.6	1243.6	1243.6
2.5°	1072.7	1061.1	1047.2	1016.4	1006.1	1005.5	1014.8	1005.1	1023.7	1015.8	1024.5
5°	865.0	853.7	838.1	798.9	775.0	758.8	751.1	728.5	744.8	732.9	742.8
7.5°	636.2	638.8	628.5	605.4	553.4	527.3	511.9	498.2	510.1	508.9	527.9
10°	447.2	454.3	447.0	423.7	381.6	367.3	370.1	375.6	391.1	399.2	428.6
12.5°	321.9	321.5	316.9	296.0	268.3	269.9	281.5	291.0	305.3	313.8	343.8
15°	240.4	236.7	234.7	217.7	201.9	205.4	211.1	212.1	221.2	226.2	250.5
17.5°	181.7	183.5	185.8	173.6	161.7	159.5	155.0	149.5	152.2	153.2	165.3
20°	144.3	151.6	157.0	148.5	136.4	129.9	124.2	120.6	120.6	120.4	123.8
22.5°	126.1	131.3	137.2	131.3	120.4	114.7	111.5	108.7	108.3	108.3	111.5
25°	116.1	120.0	125.7	121.6	113.5	109.3	106.2	102.6	101.2	100.8	103.0
27.5°	111.3	112.9	115.7	112.1	105.2	103.2	102.4	99.2	97.3	96.3	98.5
30°	103.0	102.6	102.8	99.2	93.7	93.5	94.9	95.5	94.9	94.7	98.1
32.5°	95.3	94.5	94.3	91.1	86.0	84.8	86.0	87.2	88.6	90.7	94.7
35°	85.6	87.6	88.8	86.0	79.9	76.3	74.9	72.6	71.4	71.4	76.1
37.5°	77.9	82.6	84.4	81.7	75.1	70.0	67.6	67.2	67.4	68.2	72.6
40°	75.3	78.7	80.3	77.7	71.0	66.4	65.0	64.5	65.0	66.2	70.6
42.5°	73.7	76.1	75.9	72.6	67.2	63.9	63.1	62.7	63.1	64.3	69.2
45°	72.2	73.9	72.2	68.4	63.3	61.7	61.9	61.7	62.1	63.3	68.0
47.5°	71.0	71.6	69.6	65.8	60.5	60.1	60.9	61.5	61.9	62.9	67.8
50°	69.2	69.2	67.4	63.3	58.1	58.3	59.3	60.7	60.9	62.1	66.0
52.5°	67.0	66.8	65.6	61.7	56.1	56.7	56.7	58.3	58.7	60.1	64.1
55°	65.2	64.8	64.1	60.5	54.2	55.2	54.6	55.2	56.3	57.7	62.1
57.5°	63.5	62.7	62.7	59.5	52.8	53.2	51.8	52.6	53.8	55.0	59.7
60°	61.9	61.1	61.5	58.1	50.6	50.2	49.6	51.2	51.6	53.0	57.7
62.5°	60.1	59.5	59.7	56.5	49.0	48.0	48.0	49.4	49.6	51.6	56.1
65°	58.7	57.9	57.7	54.8	47.1	45.9	46.5	47.1	47.6	49.6	53.8
67.5°	57.3	55.6	55.6	53.4	45.1	43.9	45.1	44.9	45.5	47.3	50.8
70°	55.4	53.2	53.4	52.4	43.1	41.7	42.7	42.5	42.9	44.1	47.6
72.5°	52.6	50.8	51.2	50.8	41.1	39.1	39.5	39.5	39.5	40.5	44.1
75°	49.0	47.6	48.8	49.8	38.6	35.8	36.2	36.2	35.6	36.2	40.7
77.5°	44.5	43.7	47.8	46.3	35.8	32.4	32.4	32.0	30.8	31.6	36.4
80°	39.7	39.1	44.1	38.9	32.6	28.1	27.7	26.7	25.5	26.1	31.0
82.5°	34.6	34.0	37.0	29.7	28.1	23.3	22.3	20.4	19.2	19.8	24.3
85°	28.3	28.3	28.5	22.5	21.4	17.8	16.6	14.2	12.7	13.2	17.4
87.5°	20.2	20.8	19.2	15.4	12.7	9.9	9.1	7.7	6.5	7.5	9.1
90°	0.0	0.0	0.0	0.0	0.0	0.0	0.0	0.0	0.0	0.0	0.0



REPORT NUMBER: P200315

CATALOG NUMBER: GWC-AF-01-LED-E1-SLL-7050-600

**CANDELA DISTRIBUTION (continued):**

	295°	305°	315°	325°	335°	345°	355°	360°
0°	1243.6	1243.6	1243.6	1243.6	1243.6	1243.6	1243.6	1243.6
2.5°	1069.0	1091.3	1116.6	1148.9	1176.7	1222.2	1265.9	1292.2
5°	799.3	836.3	882.4	941.7	997.0	1079.9	1162.3	1215.1
7.5°	572.0	611.7	661.5	735.5	813.6	919.5	1028.3	1091.5
10°	473.3	514.0	555.9	605.8	669.8	784.9	913.6	984.8
12.5°	391.5	435.1	480.2	532.8	592.1	694.9	843.2	925.1
15°	299.7	348.2	401.5	468.0	542.3	661.1	825.8	914.8
17.5°	205.4	259.6	325.0	407.1	498.0	650.1	857.0	959.5
20°	141.4	180.9	250.7	347.0	456.3	648.7	916.8	1045.3
22.5°	118.4	136.0	187.0	291.8	424.9	666.1	1009.7	1165.7
25°	109.5	120.0	149.3	243.8	402.1	706.2	1137.6	1321.5
27.5°	104.2	113.7	135.6	212.5	384.1	752.7	1262.1	1472.5
30°	106.2	115.9	131.7	196.5	359.6	791.6	1372.5	1590.3
32.5°	95.7	100.0	112.9	182.3	342.0	824.2	1469.3	1687.8
35°	81.5	89.0	100.8	175.6	342.4	846.0	1574.7	1812.4
37.5°	77.7	85.2	93.7	173.2	347.0	869.3	1695.7	1958.5
40°	75.3	82.2	89.4	171.8	351.5	890.5	1814.3	2103.0
42.5°	73.7	79.9	89.0	166.9	353.7	909.6	1911.8	2225.8
45°	73.5	79.9	90.7	162.1	357.1	930.0	1993.5	2316.7
47.5°	73.7	82.6	87.6	156.2	357.1	964.2	2089.5	2397.8
50°	72.8	87.0	84.4	147.9	348.9	1028.9	2221.0	2506.5
52.5°	72.4	86.4	78.1	135.2	334.5	1131.7	2389.5	2656.2
55°	71.4	83.4	73.7	116.1	317.7	1243.8	2570.0	2833.3
57.5°	70.4	73.9	71.2	99.6	291.8	1322.8	2694.3	2971.5
60°	78.9	64.5	69.2	91.5	257.2	1344.4	2689.4	3026.5
62.5°	73.0	60.5	66.6	89.6	232.9	1283.7	2565.2	2996.8
65°	57.3	57.9	63.9	94.9	226.4	1122.8	2345.0	2859.4
67.5°	52.4	55.2	61.3	101.6	227.0	899.0	2016.0	2560.1
70°	49.4	52.4	58.3	105.0	228.7	670.2	1593.9	2085.2
72.5°	45.9	48.6	54.8	105.6	218.1	486.9	1228.5	1533.2
75°	41.9	44.3	50.0	92.1	180.7	337.7	939.7	1049.0
77.5°	37.2	39.1	43.9	71.0	134.2	216.1	705.4	766.3
80°	31.8	32.8	36.8	52.0	91.9	135.2	558.1	614.9
82.5°	25.5	25.9	28.5	39.1	59.7	86.8	373.7	426.6
85°	18.0	18.0	19.6	28.3	40.7	55.0	203.0	225.0
87.5°	8.5	8.7	8.7	15.6	21.2	27.9	46.7	28.7
90°	0.0	0.0	0.0	0.0	0.0	0.0	0.0	0.0

(END OF REPORT)